

Name: _____

Unit 3 Week 1

Homework

Return this sheet with the completed homework on _____.

Any written work should be done on the back of this paper. Please be sure the student does the work!

Monday	Tuesday	Wednesday	Thursday
<p>Sing: "The Farmer in the Dell"</p> <p>Help your child write their first and last name on the back of this paper. Point to each letter and ask your child to name the letter. Circle the letters your child recognizes.</p> <p>Practice counting from 1-20.</p> <p>Read a story to your child.</p> <p>Parent initials: _____</p>	<p>Sing: "The Farmer in the Dell"</p> <p>Help your child draw a map of your house or neighborhood.</p> <p>Practice saying: My address is _____.</p> <p>Practice Counting from 1-20.</p> <p>Read a story to your child.</p> <p>Parent initials: _____</p>	<p>Sing: "The Farmer in the Dell"</p> <p>Play a shape game: Have your child find and count different shapes around the house. (square, circle, triangle, star, rectangle, heart, diamond, oval)</p> <p>Practice Counting from 1-20.</p> <p>Read a story to your child.</p> <p>Parent initials: _____</p>	<p>Sing: "The Farmer in the Dell"</p> <p>Look around your house. Talk about the different things you see that are orange. Have your child draw 4 things that are orange on the back of this paper. Write what each picture is.</p> <p>Practice Counting from 1-20.</p> <p>Read a story to your child.</p> <p>Parent initials: _____</p>

Name: _____



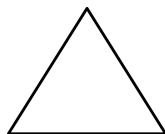

Unit 3 Week 2

Homework

Return this sheet with the completed homework on _____.

Any written work should be done on the back of this paper. Please be sure the student does the work!

Monday	Tuesday	Wednesday	Thursday
Sing: "Do you know the Muffin Man?"	Sing: "Do you know the Muffin Man?"	Sing: "Do you know the Muffin Man?"	Sing: "Do you know the Muffin Man?"
Help your child write their first and last name on the back of this paper.	Have your child circle or cut out the letter Gg from magazines, newspapers, sales ad, or junk mail.	Ask your child to point to and name the following shapes on the bottom of the paper.	Make patterns with household items. (shoes, barrettes, toys, socks, etc.)
Practice counting from 1-20.	Practice counting from 1-20.	Say each alphabet A-Z.	Say each alphabet A-Z.
Read a story to your child.	Read a story to your child.	Read a story to your child.	Read a story to your child.
Parent initials: _____	Parent initials: _____	Parent initials: _____	Parent initials: _____



Name: _____

Unit 3 Week 3

Homework

Return this sheet with the completed homework on _____.

Any written work should be done on the back of this paper. Please be sure the student does the work!

Monday	Tuesday	Wednesday	Thursday
Sing: "The Wheels on the Bus"	Sing: "The Wheels on the Bus"	Sing: "The Wheels on the Bus"	Sing: "The Wheels on the Bus"
Find print around the house that begins with the letter Hh. (candy wrappers, receipts, cereal boxes, etc)	Draw things that move in our community. Help your child label.	Draw 4 diamonds and 5 hearts. How many shapes do you have in all?	Draw a picture of your favorite weekly story. Help your child label the picture.
Practice saying each letter and sound. (Aa-Hh)	Practice saying each letter and sound. (Aa-Hh)	Practice saying each letter and sound. (Aa-Hh)	Practice saying each letter and sound. (Aa-Hh)
Practice saying: My address is ____.	Practice saying: My address is ____.	Practice Counting from 1-20.	Create a pattern using shapes.
Read a story to your child.	Read a story to your child.	Read a story to your child.	Read a story to your child.
Parent initials: _____	Parent initials: _____	Parent initials: _____	Parent initials: _____

Name: _____

Unit 3 Week 4

Homework

Return this sheet with the completed homework on _____.

Any written work should be done on the back of this paper. Please be sure the student does the work!

Monday	Tuesday	Wednesday	Thursday
<p>Recite: "Little Bo Peep"</p> <p>Draw and label your favorite community helper.</p> <p>Play a safety game. Play "Red Light, Green Light" with your child.</p> <p>Read a story to your child. Ask he/she to retell the story.</p> <p>Parent initials: _____</p>	<p>Recite: "Little Bo Peep"</p> <p>On the back of this paper, draw a picture of your classroom. Make a list of the shapes you use in your drawing.</p> <p>Practice saying each letter and sound. (Aa-li)</p> <p>Read a story to your child. Ask he/she to retell the story.</p> <p>Parent initials: _____</p>	<p>Recite: "Little Bo Peep"</p> <p>Have your child cut out shapes from magazines, newspapers or sales ads. Name each shape.</p> <p>Practice saying each letter and sound. (Aa-li)</p> <p>Read a story to your child. Ask he/she to retell the story.</p> <p>Parent initials: _____</p>	<p>Recite: "Little Bo Peep"</p> <p>Look around your house for things that are purple. Draw 5 on the back of this paper and write what they are.</p> <p>Practice Counting from 1-20.</p> <p>Read a story to your child. Ask he/she to retell the story.</p> <p>Parent initials: _____</p>

