

Name: _____

Unit 4 Week 1

Homework

Return this sheet with the completed homework on _____.

Any written work should be done on the back of this paper. Please be sure the student does the work!

Monday	Tuesday	Wednesday	Thursday
<p>Sing: "Old MacDonald Had a Farm"</p> <p>Help your child write their first and last name on the back of this paper.</p> <p>Practice counting from 1-20.</p> <p>Read a story to your child. Ask him/her to retell the story.</p> <p>Parent initials: _____</p>	<p>Sing: "Old MacDonald Had a Farm"</p> <p>Help your child draw a picture of their favorite animal and then dictate a sentence about it.</p> <p>Practice saying: "My birthday is ____."</p> <p>Read a story to your child. Ask him/her to retell the story.</p> <p>Parent initials: _____</p>	<p>Sing: "Old MacDonald Had a Farm"</p> <p>Search around your home for things that are pink. Have your child count how many pink things they can find.</p> <p>Practice Counting from 1-20.</p> <p>Read a story to your child. Ask him/her to retell the story.</p> <p>Parent initials: _____</p>	<p>Sing: "Old MacDonald Had a Farm"</p> <p>Talk about the letter Jj and its sound. Draw a picture of at least three things that start with Jj on the back of this paper.</p> <p>Practice saying: "My birthday is ____."</p> <p>Read a story to your child. Ask him/her to retell the story.</p> <p>Parent initials: _____</p>

Name: _____



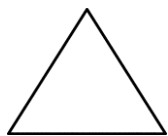
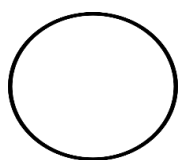
Unit 4 Week 2

Homework

Return this sheet with the completed homework on _____.

Any written work should be done on the back of this paper. Please be sure the student does the work!

Monday	Tuesday	Wednesday	Thursday
<p>Sing: "Little Boy Blue."</p> <p>Help your child write their first and last name on the back of this paper.</p> <p>Practice saying the sound of each letter of the alphabet.</p> <p>Read a story to your child. Ask him/her to retell the story.</p> <p>Parent initials: _____</p>	<p>Sing: "Little Boy Blue."</p> <p>Give your child a number from 0-10 and have them make a set of that number-you can use cereal, beans, coins, or any small objects.</p> <p>Practice counting from 1-20.</p> <p>Read a story to your child. Ask him/her to retell the story.</p> <p>Parent initials: _____</p>	<p>Sing: "Little Boy Blue."</p> <p>Ask your child to point to and name the shapes on the bottom of the paper.</p> <p>Act out some of your favorite animals-how do they move? What noises do they make?</p> <p>Read a story to your child. Ask him/her to retell the story.</p> <p>Parent initials: _____</p>	<p>Sing: "Little Boy Blue."</p> <p>Make patterns with household items. (shoes, , toys, socks, etc.) How many different types of patterns can your child create?</p> <p>Can you find any start shapes in your home?</p> <p>Read a story to your child. Ask him/her to retell the story.</p> <p>Parent initials: _____</p>



Name: _____

Unit 4 Week 3

Homework

Return this sheet with the completed homework on _____.

Any written work should be done on the back of this paper. Please be sure the student does the work!

Monday	Tuesday	Wednesday	Thursday
<p>Sing: "The Itsy, Bitsy Spider."</p> <p>Look around your home for the letter LL. Where do you see it?</p> <p>Practice saying each letter and sound. (Aa-Hh)</p> <p>Practice saying: "My birthday is ____."</p> <p>Read a story to your child. Ask him/her to retell the story.</p> <p>Parent initials: _____</p>	<p>Sing: "The Itsy, Bitsy Spider."</p> <p>Draw a picture of your favorite insect. What does this insect eat?</p> <p>Find at least 5 things that begin with the letter LL. What did you find?</p> <p>Count out 10 items at home-toys, books, etc.</p> <p>Read a story to your child. Ask him/her to retell the story.</p> <p>Parent initials: _____</p>	<p>Sing: "The Itsy, Bitsy Spider."</p> <p>Draw a square. Color your square blue. How many sides does a square have?</p> <p>Practice saying: "My birthday is ____."</p> <p>Practice counting from 1-20.</p> <p>Read a story to your child. Ask him/her to retell the story.</p> <p>Parent initials: _____</p>	<p>Sing: "The Itsy, Bitsy Spider."</p> <p>Practice writing your first and last name.</p> <p>Practice saying each letter and its sound. (Aa-Ll)</p> <p>Create a pattern using shapes.</p> <p>Read a story to your child. Ask him/her to retell the story.</p> <p>Parent initials: _____</p>

Name: _____

Unit 4 Week 4

Homework

Return this sheet with the completed homework on _____.

Any written work should be done on the back of this paper. Please be sure the student does the work!

Monday	Tuesday	Wednesday	Thursday
Sing: "Three Little Kittens."	Sing: "Three Little Kittens."	Sing: "Three Little Kittens."	Sing: "Three Little Kittens."
Practice writing your first and last name.	Look around your home for squares. What did you find that is a square?	Can you create a pattern? Use blue and another favorite color.	Look around your house for things that are blue. Draw 5 on the back of this paper and write what they are.
See how many letters you can name in your first and last names.	Practice saying each letter and sound. (Aa-Ll)	Practice saying each letter and sound. (Aa-Ll)	Practice counting from 1-20.
Read a story to your child. Ask him/her to retell the story.	Read a story to your child. Ask him/her to retell the story.	Read a story to your child. Ask him/her to retell the story.	Read a story to your child. Ask him/her to retell the story.
Parent initials: _____	Parent initials: _____	Parent initials: _____	Parent initials: _____